



Fry Station Solutions

*Supermarkets & Delis
Restaurants & Cafés • Clubs & Bars*



GRFF in optional Brilliant Blue and **UGFF** in optional Glossy Gray *pg. 2*



GRFFL with optional 9" display sign holder (sign not included), *Designer Warm Red* color and accessory food pan *pg. 2*



MPWS-36 shown with optional fry bin insert and scoop holder *pg. 4*



GRFHS-PT26 with accessory 8 pleat hardcoated fry box ribbon (scoop not included) *pg. 5*



GRFHS-PTT21 *pg. 5*



GRFSCL-18 with swing-away post mount, cord with plug and accessory food pan *pg. 5*



Portable Foodwarmers

Opt for the versatility of Hatco's Glo-Ray® and Ultra-Glo® Portable Foodwarmers. With heat from above, below or both, these foodwarmers offer design flexibility without sacrificing food product quality. Ideal for use next to fry stations, drive-through windows and service areas that require frequent and easy access.

- Portable – ready to plug in and use
- Versatile – available in many sizes, styles and heat sources to fit your needs
- Flexible – both top and bottom heat available
- Available with incandescent bulbs containing special protective coating to guard against food contamination

- Ceramic heating elements provide more distance between the heat source and the holding pan (UGFF series only)
- Toggle switch is standard; infinite switch optional on GRFF series
- All base heat units (GR-B, GRFFB and UGFFB) have a preset automatic thermostat to maintain consistent temperatures



GR-B Heated Base with accessory sheet pan



GRFFB with optional infinite switch and accessory food pans



UGFFL in optional Gloss finish Radiant Red with accessory fry ribbon and food pan

GLO-RAY® PORTABLE FOODWARMERS

| Model | No. of Bulbs | Dimensions W x D x H | Voltage | | Watts | Ship Weight |
|---------------------|--------------|-------------------------|--------------|--|-------|-------------|
| | | | Single Phase | | | |
| GR-B | – | 12¾" x 22" x 2¼" | 120 | | 250 | 16 lbs. |
| GRFF | – | 12¾" x 24" x 15⅞" | 120 | | 500 | 16 lbs. |
| GRFFL | 2 | 12¾" x 24" x 15⅞" | 120 | | 620 | 18 lbs. |
| GRFFB [§] | – | 12¾" x 24" x 16"-20" | 120 | | 750 | 26 lbs. |
| GRFFBL [§] | 2 | 12¾" x 24" x 16"-20" | 120 | | 870 | 31 lbs. |

[§] Standard clearance is 14". Specify 12" or 16" if required.

All Glo-Ray® Portable Foodwarmer Models Feature:

Plug: NEMA 5-15P.

Models Shipped with: 6' cord and plug.

Cord Location: GR-B, GRFFB, GRFFBL: Back, lower middle.

GRFF, GRFFL: Back, upper middle.

ONE YEAR ON-SITE PARTS AND LABOR WARRANTY, PLUS ONE ADDITIONAL YEAR PARTS-ONLY WARRANTY ON ALL GLO-RAY® METAL SHEATHED HEATING ELEMENTS.

ULTRA-GLO® PORTABLE FOODWARMERS WITH CERAMIC ELEMENTS

| Model | No. of Bulbs | Dimensions W x D x H | Voltage | | Watts | Ship Weight |
|--------|--------------|-------------------------|--------------|--|-------|-------------|
| | | | Single Phase | | | |
| UGFF | – | 12¾" x 22¼" x 18⅞" | 120 | | 750 | 15 lbs. |
| UGFFL | 2 | 12¾" x 22¼" x 18⅞" | 120 | | 870 | 19 lbs. |
| UGFFB | – | 12¾" x 22½" x 22" | 120 | | 1000 | 26 lbs. |
| UGFFBL | 2 | 12¾" x 22½" x 22" | 120 | | 1120 | 31 lbs. |

All Ultra-Glo® Ceramic Portable Foodwarmer Models Feature:

Plug: NEMA 5-15P.

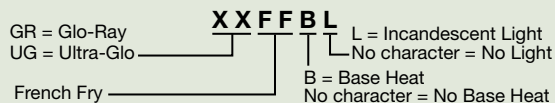
Models Shipped with: 6' cord and plug.

Cord Location: UGFF, UGFFL: Back, upper middle.

UGFFB, UGFFBL: Back, lower middle.

ALL CERAMIC HEATING ELEMENTS WARRANTED AGAINST BURNOUT FOR ONE YEAR.

OPTIONS AND ACCESSORIES – PAGE 3





UGFFB with accessory food pan (perforated pan not available)

OPTIONS (available at time of purchase only)

Designer Colors (one color per unit, heated base is not powdercoated) – Non-standard colors are non-returnable – Clear Anodized Standard –

| | |
|---------------|----------------|
| RED | Warm Red |
| BLACK | Black |
| GRAY | Gray Granite |
| WHITE | White Granite |
| NAVY | Navy Blue |
| GREEN | Hunter Green |
| COPPER | Antique Copper |

Gloss Finishes (one color per unit, heated base is not painted) – Non-standard colors are non-returnable –

| | |
|---------------|----------------|
| RRED | Radiant Red |
| GGOLD | Gleaming Gold |
| GGRAY | Glossy Gray |
| BBLUE | Brilliant Blue |
| BBLACK | Bold Black |

Clearance (from bottom of Glo-Ray® to top of heated surface) (GRFFB, GRFFBL only) – 14" standard –

| | |
|------------|--|
| 12" | |
| 14" | |
| 16" | |

| | |
|------------------|--|
| SIGN HOLD | Sign Holder for GRFFL Model with Back Toggle only (requires 9"W x 5½"H x ¼"D Sign which is not included and adds 3" to height of unit) |
| INF | Infinite Control (not available on Models GR-B, UGFF, UGFFL, UGFFB or UGFFBL) |
| HAL | Halogen Bulb in lieu of standard Display Light (60 Watt) |

ACCESSORIES (available for purchase at any time)

| | |
|----------------|---|
| 5PLTBOX | Five Pleat Hardcoated French Fry Box Ribbon – 19¼"W x 9¼"D x 2"H |
| 8PLTBAG | Eight Pleat Hardcoated French Fry Bag Ribbon – 19¼"W x 9¼"D x 2"H |

FOOD PANS AND TRIVETS – PAGE 7
COLORS AND FINISHES – PAGE 7



Multi-Product Warming Stations

Hatco's Multi-Product Warming Station safely holds hot fried foods at optimum serving temperatures in kitchen work areas. The unit is designed for maximum durability and performance with minimum maintenance.

- Easy access to food product
- Coated shatter-resistant incandescent lights enhance brilliant product display while safeguarding food from bulb breakage
- Six overhead ceramic heating elements are adjusted by two separate electronic infinite controls – one for the rear elements and one for the front elements

- Thermostatically controlled base heat assures safe serving temperatures
- All stainless steel construction
- Master On/Off rocker switch

ENDLESS POSSIBILITIES OF CONFIGURATION

Incremental spacing between portable dividers is 5/8"



MPWS-36 with accessory angled risers, fry pan and trivet (plastic pans not available)



Shown with optional fry bin insert and scoop holder



Shown with optional fry pans, fry ribbon on angled riser and scoop holder



Shown with optional fry pans, angled riser and scoop holder (plastic food pans not available).



Shown with fry ribbons on angled risers, fry pan and scoop holder (plastic food pans not available).

MULTI-PRODUCT WARMING STATIONS

| Model | No. of Bulbs | Dimensions W x D x H | Watts | | Ship Weight |
|---------|--------------|---|----------|----------|-------------|
| | | | 120/208V | 120/240V | |
| MPWS-36 | 4 | 37 ³ / ₈ " x 24 ¹ / ₁₆ " x 32 ³ / ₄ " | 2773 | 2755 | 152 lbs. |
| MPWS-45 | 4 | 45 ³ / ₈ " x 24 ¹ / ₁₆ " x 32 ³ / ₄ " | 2799 | 2780 | 170 lbs. |

All Multi-Product Warming Station Models Feature:

Plug: NEMA L14-20P.

Models Shipped with: 4" adjustable legs.

Cord Location: Back side, upper left corner.

OPTION CAPACITIES


| Model | Fry Pan with Trivet | Angled Risers |
|---------|---------------------|---------------|
| MPWS-36 | 1 | 3 |
| | 2 | 1 |
| | 0 | 5 |
| MPWS-45 | 1 | 4 |
| | 2 | 2 |
| | 0 | 6 |

OPTIONS (available at time of purchase only)

| | |
|-----------|--|
| HAL | Halogen Bulb in lieu of standard Display Light (60 Watt) |
| MPWS36BIN | Full Fry Bin Insert for MPWS-36 unit only (includes Drip Tray, Perforated Insert and 3 Dividers) |
| MPWS45BIN | Full Fry Bin Insert for MPWS-45 unit only (includes Drip Tray, Perforated Insert and 4 Dividers) |

ACCESSORIES (available for purchase at any time)

| | |
|------------|---|
| FHS4BOX | Four Pleat Hardcoated Fry Box Ribbon – 10 ³ / ₄ "W x 5"D x 1 ³ / ₄ "H |
| FHS5BAG | Five Pleat Hardcoated Fry Bag Ribbon – 11 ¹ / ₄ "W x 5"D x 1 ⁵ / ₈ "H |
| 5BH | 5" Side-by-Side Bag Holder |
| FHS-SH | Scoop Holder |
| MPWS-RISER | Angled Riser |
| MPWS-PT | Fry Pan and Trivet |



MPWS36BIN

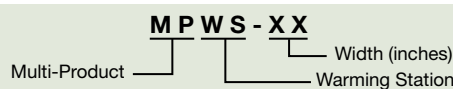


MPWS-RISER



FHS-SH

FOOD PANS AND TRIVETS – PAGE 7



ALL CERAMIC AND BLANKET HEATING ELEMENTS WARRANTED AGAINST BURNOUT FOR ONE YEAR.

Glo-Ray® Fry Stations

Hatco offers convenient Glo-Ray® Fry Stations that can be placed where they are most needed – next to a fryer! Glo-Ray heat technology offers the ability to keep fried foods at optimum temperatures, ready to serve, without cooking or drying them out.

- Accessory hardcoated fry ribbons stage boxed or bagged products for quick-service areas
- Thermostatically-controlled heated base maintains uniform holding temperatures from below (GRFHS series)
- Portable models including pass-through style (GRFHS series)
- Sectional divider permits holding of multiple products simultaneously (GRFHS series)
- Ceramic elements and slotted holding bin prevent soggy product (GRFHS series)
- Accessory hardcoated fry ribbons absorb more radiant heat than stainless steel, can be up to 15° to 20°F hotter (GRFHS series)
- Fry Station Warmers (GRFSC, GRFS series) feature a built-in top heat source and a swing-away post mount
- GRFSC series available with ceramic heating element, while the GRFS series has metal sheathed or ceramic heating elements
- Variety of clearances (GRFS series)
- GRFS series has power toggle switch, cord and plug, plus optional infinite control

GRFHS-21 with optional right-hand cutout for fry basket and accessory fry ribbon (left-hand cutout also available)



PORTABLE FRY HOLDING STATIONS

| Model | No. of Bulbs | Dimensions W x D x H | Voltage | | Watts | Ship Weight |
|-------------------------------|--------------|--|--------------|--|-------|-------------|
| | | | Single Phase | | | |
| GRFHS-16* | 2 | 16 ³ / ₈ " x 22" x 22 ³ / ₁₆ " | 120 | | 1090 | 51 lbs. |
| GRFHS-21* | 2 | 21 ³ / ₈ " x 28 ¹ / ₂ " x 22 ³ / ₄ " | 120 | | 1200 | 63 lbs. |
| GRFHS-22* | 2 | 21 ⁵ / ₈ " x 18" x 17 ⁵ / ₁₆ " | 120 | | 1030 | 44 lbs. |
| GRFHS-26* | 2 | 26 ⁷ / ₁₆ " x 23 ¹ / ₁₆ " x 22 ³ / ₄ " | 120 | | 1200 | 66 lbs. |
| GRFHS-PT16[▲] | 2 | 21 ⁵ / ₈ " x 23 ¹ / ₄ " x 24 ⁵ / ₈ " | 120 | | 1090 | 60 lbs. |
| GRFHS-PT26[▲] | 2 | 29 ⁹ / ₁₆ " x 22 ⁷ / ₁₆ " x 24 ⁵ / ₈ " | 120 | | 1440 | 64 lbs. |
| GRFHS-PT26[■] | 2 | 29 ⁹ / ₁₆ " x 22 ⁷ / ₁₆ " x 24 ⁵ / ₈ " | 120 | | 1440 | 64 lbs. |
| GRFHS-PTT21* | 2 | 22 ³ / ₄ " x 38" x 22 ¹ / ₂ " | 120 | | 1740 | 100 lbs. |

* Add 1³/₄" to width if ordering Scoop Holder.
[▲] Scoop Holder standard.
[■] 6" deep base in lieu of standard 4" base.

All Fry Holding Stations Feature:

Plug: NEMA 5-15P. (GRFHS-PTT21 uses NEMA 5-20P in Canada.)
 Models Shipped with: One slotted holding bin and one sectional divider.
 Cord Location: GRFHS-16, -21, -22, -26, -PT16, -PT26: Back side, lower right corner.
 GRFHS-PTT21: Lower right-hand side.

ALL CERAMIC AND BLANKET HEATING ELEMENTS WARRANTED AGAINST BURNOUT FOR ONE YEAR.

ONE YEAR ON-SITE PARTS AND LABOR WARRANTY, PLUS ONE ADDITIONAL YEAR PARTS-ONLY WARRANTY ON ALL GLO-RAY® METAL SHEATHED HEATING ELEMENTS.

FRY STATION WARMERS

| Model | No. of Bulbs | Dimensions W x D x H | Voltage | | Watts | Ship Weight |
|--------------------------------|--------------|--|--------------|--|-------|-------------|
| | | | Single Phase | | | |
| GRFSC-18[□] | – | 6" x 18" x 19 ¹ / ₄ "-22 ¹ / ₂ " | 120 | | 750 | 11 lbs. |
| GRFSCL-18[□] | 2 | 9" x 18" x 19 ¹ / ₄ "-22 ¹ / ₂ " | 120 | | 870 | 13 lbs. |
| GRFSCR-18[†] | – | 6" x 18" x 19 ¹ / ₄ "-22 ¹ / ₂ " | 120 | | 750 | 12 lbs. |
| GRFSCLR-18^{□†} | 2 | 9" x 18" x 19 ¹ / ₄ "-22 ¹ / ₂ " | 120 | | 870 | 14 lbs. |
| GRFS-24[□] | – | 6" x 24" x 12 ¹ / ₂ "-15 ¹ / ₂ " | 120 | | 500 | 10 lbs. |
| GRFSL-24[□] | 2 | 9" x 24" x 12 ¹ / ₂ "-15 ¹ / ₂ " | 120 | | 620 | 13 lbs. |
| GRFSR-24[†] | – | 6" x 24" x 12 ¹ / ₂ "-15 ¹ / ₂ " | 120 | | 500 | 10 lbs. |
| GRFSLR-24^{□†} | 2 | 9" x 24" x 12 ¹ / ₂ "-15 ¹ / ₂ " | 120 | | 620 | 13 lbs. |

[□] Specify clearance of 16³/₄", 18" (standard) or 20" when ordering.
[†] Fry Station Warmer without cord and plug, UL Recognized. Supply wires through mounting post.
[□] Specify clearance of 10", 11", 12" or 13" (standard) when ordering.

All Fry Station Models Feature:

Plug: NEMA 5-15P.
 Toggle Switch Location: Ceramic Heating Element Models: Back of unit.
 Metal Sheathed Heating Element Models: Front of unit.
 Cord Location GRFSC-18, GRFSCL-18, GRFS-24 and GRFSL-24: Back, upper middle.

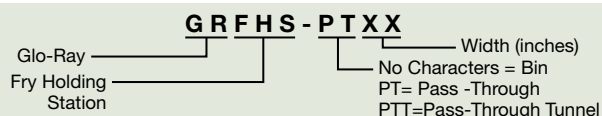


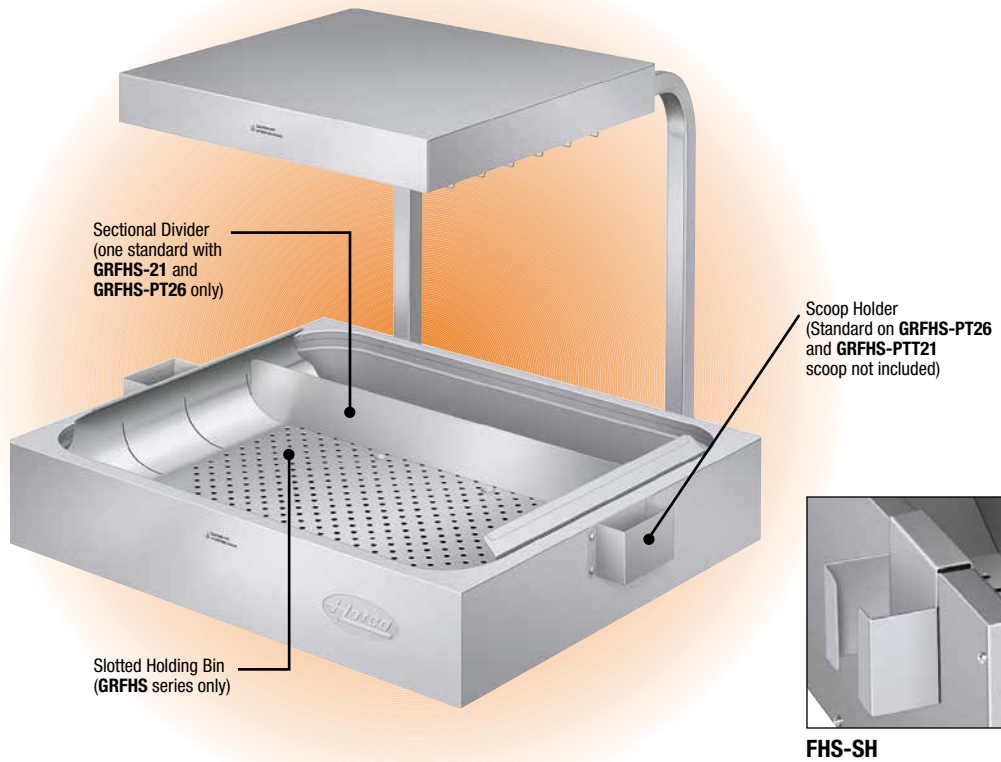
GRFS, GRFSL, GRFSC, GRFSCL with swing-away post mount and cord with plug

ALL CERAMIC HEATING ELEMENTS WARRANTED AGAINST BURNOUT FOR ONE YEAR.

ONE YEAR ON-SITE PARTS AND LABOR WARRANTY, PLUS ONE ADDITIONAL YEAR PARTS-ONLY WARRANTY ON ALL GLO-RAY® METAL SHEATHED HEATING ELEMENTS.

OPTIONS AND ACCESSORIES – PAGE 6





OPTIONS (available at time of purchase only)

| | |
|----------------|---|
| FHS-CUT | Right- or Left-Hand Cutout for Fry Basket (must specify side at time of order). Adds 1 ¹ / ₁₆ " (43 mm) to width of unit (GRFHS-16, -21, -26 Models only) |
| INF | Infinite Control (Metal Sheathed GRFS Models only) |
| HAL | Halogen Bulb in lieu of standard Display Light (60 Watt) |

ACCESSORIES (available for purchase at any time)


| | |
|-------------------|--|
| 5PLTBOX | Five Pleat Hardcoated French Fry Box Ribbon – 19 ¹ / ₄ "W x 9 ¹ / ₄ "D x 2"H |
| 8PLTBAG | Eight Pleat Hardcoated French Fry Bag Ribbon – 19 ¹ / ₄ "W x 9 ¹ / ₄ "D x 2"H |
| FHS4BOX | Four Pleat Hardcoated Fry Box Ribbon (GRFHS-16, -26) – 10 ³ / ₄ "W x 5"D x 1 ³ / ₄ "H |
| FHS5BAG | Five Pleat Hardcoated Fry Bag Ribbon (GRFHS-16, -26) – 11 ¹ / ₄ "W x 5"D x 1 ⁷ / ₈ "H |
| FHS5BOX | Five Pleat Hardcoated Fry Box Ribbon (GRFHS-21) – 17 ¹ / ₂ "W x 5"D x 1 ⁷ / ₈ "H |
| FHS7BAG | Seven Pleat Hardcoated Fry Bag Ribbon (GRFHS-21) – 17 ⁷ / ₈ "W x 5"D x 1 ⁷ / ₈ "H |
| PT26-10BAG | Ten Pleat Hardcoated Fry Bag Ribbon (GRFHS-PT26 and -PTT21) – 22 ¹ / ₂ "W x 5"D x 1 ⁷ / ₈ "H |
| 5BH | 5" Side-by-Side Bag Holder (GRFHS-21) |
| FHS-SH | Scoop Holder (adds 1 ¹ / ₄ " to width of unit). One standard on GRFHS-PT26, -PTT21 Models, not available for GRFHS-22) |
| FHSDIV1 | Sectional Divider (GRFHS-16, -26 and -PT16) – 16"W X 3 ¹ / ₄ "H |

FOOD PANS AND TRIVETS – PAGE 7

Food Pans And Trivets



ST PANS
ST PAN 1/3
ST PAN 1/2
ST PAN 2
ST PAN 4



TRIVETS
TRIVET (1/2)SS
TRIVET SS

FOOD PANS


| Model | Description |
|------------|--|
| ALUM PAN | Half-Size Sheet Pan – 18"W x 13"D |
| ST PAN 1/3 | Third-Size Stainless Steel Pan – 12¾"W x 6⅞"D x 2½"H |
| ST PAN 1/2 | Half-Size Stainless Steel Pan – 12¾"W x 10⅞"D x 2½"H |
| ST PAN 2 | Full-Size Stainless Steel Pan – 12¾"W x 20¾"D x 2½"H |
| ST PAN 4 | Full-Size Stainless Steel Pan – 12¾"W x 20¾"D x 4"H |

TRIVETS

| Model | Description |
|--------------------------|--------------------------|
| Wire Trivets Stainless – | |
| TRIVET (1/2)SS | Half-Size – 10⅞"W x 7⅞"D |
| TRIVET SS | Full-Size – 10⅞"W x 18"D |

Paint Chip Sample Colors

DESIGNER COLORS



GLOSS FINISHES



**Colors are a representation and may not exactly match our colors.
Consult factory for possible color matching options on these colors.
Non-standard colors are non-returnable.**

To order a Hatco Paint Chip & Stone Sample Colors Sheet, visit www.hatcocorp.com / Order Literature / Sales Literature / Sell Sheets.

Sturgeon Bay, WI 54235 U.S.A. Telephone: (800) 558-0607 or (414) 671-6350 www.hatcocorp.com



Scan with web-enabled
mobile device to visit
www.hatcocorp.com



Hatco Corporation

P.O. Box 340500 | Milwaukee WI 53234-0500 USA
800-558-0607 | 414-671-6350 | Fax: 800-543-7521
www.hatcocorp.com | equipsales@hatcocorp.com